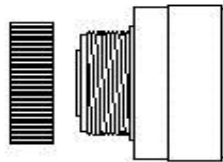


Product APPLICATION Guide



Screw Neck Panel Mount

30 mm Panel Mount- Continuous Tone

Non-RoHS Part No.	RoHS Part No.	UL	Min Sound Level dBa (2 ft)	Freq. (Hz)	Operating Voltage	Max Current (mA)	Size Dia x Len (in)	Termination Type
Loud Sound Level- Continuous Tone								
SC110N	SC110NR	■	80 - 95	2900	30-120 Vac/dc	6 - 24	1.69 x 0.81	Screw Terms
SC250N	SC250NR	■	80 - 90	2900	60-250 Vac/dc	5 - 18	1.69 x 0.81	Screw Terms
SC307N	SC307NR	■	80 - 90	2900	3-7 Vdc	3 - 9	1.69 x 0.81	Screw Terms
SC616N	SC616NR	■	80 - 95	2900	6-16 Vdc	6 - 22	1.69 x 0.81	Screw Terms
SC161NL	SC616NLR	■	80 - 95	2900	6-16 Vdc	6 - 22	1.69 x 0.81	Wires
SC628N	SC628NR	■	80 - 90	2900	6-28 Vdc	6 - 23	1.69 x 0.81	Screw Terms
SC628ND	SC628NDR		75 - 95	2000	6-28 Vdc	3 - 15	1.69 x 1.38	Screw Terms
SC628NL	SC628NLR	■	80 - 90	2900	6-28 Vdc	6 - 23	1.69 x 0.81	Wires
SC628AN	SC628ANR	■	80 - 95	2900	6-28 Vac/dc	4 - 30	1.69 x 0.81	Screw Terms
SC648AN	SC648ANR	■	80 - 95	2900	10-48 Vac/dc	4 - 26	1.69 x 0.81	Screw Terms
SC648ND	SC648NDR		80 - 90	1900	10-48 Vdc	6 - 22	1.69 x 1.38	Screw Terms
Medium Sound Level- Continuous Tone								
SC105	SC105R	■	60 - 75	2900	1-5 Vdc	3 - 16	1.69 x 0.81	Screw Terms
SC110	SC110R	■	68 - 80	2900	30-120 Vac/dc	6 - 21	1.69 x 0.81	Screw Terms
SC110D	SC110DR	■	60 - 75	1900	30-120 Vac/dc	6 - 21	1.69 x 0.81	Screw Terms
SC110H	SC110HR	■	68 - 80	4500	30-120 Vac/dc	6 - 21	1.69 x 0.81	Screw Terms
SC250	SC250R	■	68 - 80	2900	60-250 Vac/dc	5 - 18	1.69 x 0.81	Screw Terms
SC250D	SC250DR	■	60 - 72	1900	60-250 Vac/dc	5 - 16	1.69 x 0.81	Screw Terms
SC250H	SC250HR		68 - 80	4500	60-250 Vac/dc	5 - 16	1.69 x 0.81	Screw Terms
SC416	SC416R	■	68 - 80	2900	4-16 Vdc	4 - 14	1.69 x 0.81	Screw Terms
SC628	SC628R	■	68 - 80	2900	6-28 Vdc	3 - 18	1.69 x 0.81	Screw Terms
SC628A	SC628AR	■	68 - 80	2900	6-28 Vac/dc	6 - 23	1.69 x 0.81	Screw Terms
SC628AD	SC628ADR	■	60 - 75	1900	6-28 Vac/dc	6 - 23	1.69 x 0.81	Screw Terms
SC628AH	SC628AHR		68 - 80	4500	6-28 Vac/dc	4 - 16	1.69 x 0.81	Screw Terms
SC628D	SC628DR	■	60 - 75	1900	6-28 Vdc	6 - 23	1.69 x 0.81	Screw Terms
SC628H	SC628HR	■	68 - 80	4500	6-28 Vdc	6 - 23	1.69 x 0.81	Screw Terms
SC628L	SC628LR	■	68 - 80	2900	6-28 Vdc	6 - 23	1.69 x 0.81	Wires
◆ST628	TBD		60 - 80	2900	6-28 Vdc	3 - 14	1.69 x 0.81	Screw Terms

◆ ST628- High Trigger Model (Start-Up Voltage Approximately 3 Vdc)

Non-RoHS Part No.	RoHS Part No.	UL	Min Sound Level dBa (2 ft)	Freq. (Hz)	Operating Voltage	Max Current (mA)	Size Dia x Len (in)	Termination Type
Medium Sound Level- Continuous Tone Con't								
SC648	SC648R	■	68 -80	2900	10-48 Vdc	5 - 22	1.69 x 0.81	Screw Terms
SC648A	SC648AR	■	68 - 80	2900	10-48 Vac/dc	4 - 16	1.69 x 0.81	Screw Terms
SC648AD	SC648ADR	■	60 - 75	1900	10-48 Vac/dc	4 - 16	1.69 x 0.81	Screw Terms
SC648AH	SC648AHR		68 - 80	4500	10-48 Vac/dc	4 - 16	1.69 x 1.38	Screw Terms
SC648D	SC648DR	■	68 - 75	1900	10-48 Vdc	6 - 23	1.69 x 0.81	Screw Terms
SC648H	SC648HR		68 - 80	4500	10-48 Vdc	4 - 16	1.69 x 0.81	Screw Terms
Soft Sound Level- Continuous Tone								
SC110E	SC110ER		55 - 65	1900	30-120 Vac/dc	4 - 14	1.69 x 0.81	Screw Terms
SC110F	SC110FR		55 - 65	2900	30-120 Vac/dc	2 - 6	1.69 x 1.38	Screw Terms
SC250E	SC250ER		55 - 65	1900	60-250 Vac/dc	5 - 16	1.69 x 0.81	Screw Terms
SC250F	SC250FR		55 - 65	2900	60-250 Vac/dc	2 - 6	1.69 x 1.38	Screw Terms
SC628AE	SC628AER		50 - 65	1900	6-28 Vac/dc	3 - 14	1.69 x 1.38	Screw Terms
SC628AF	SC628AFR		50 - 65	2900	6-28 Vac/dc	2 - 6	1.69 x 1.38	Screw Terms
SC628E	SC628ER		55 - 68	1900	6-28 Vdc	3 - 11	1.69 x 0.81	Screw Terms
SC628F	SC628FR		55 - 70	2900	6-28 Vdc	2 - 4	1.69 x 0.81	Screw Terms
SC648AE	SC648AER		55 - 65	1900	10-48 Vac/dc	3 - 12	1.69 x 0.81	Screw Terms

30 mm Panel Mount- Fast & Slow Pulse Tone

Loud Sound Level- Fast Pulse Tone (2 - 10 pulses per second)								
SC110NP	SC110NPR	■	80 - 95	2900	30-120 Vac/dc	8 - 24	1.69 x 0.81	Screw Terms
SC616NP	SC616NPR	■	80 - 95	2900	6-16 Vdc	6 - 22	1.69 x 0.81	Screw Terms
◆SC616NP-10	N/A		80 - 95	2900	6-16 Vdc	6 - 18	1.69 x 1.38	Flat Blade
SC628NP	SC628NPR		80 - 90	2900	6-28 Vdc	4 - 16	1.69 x 0.81	Screw Terms
SC628NDP	SC628NDPR		85 - 95	2000	6-28 Vdc	3 - 16	1.69 x 1.38	Screw Terms
SC628ANP	SC628ANPR	■	80 - 95	2900	6-28 Vac/dc	4 - 30	1.69 x 0.81	Screw Terms
SC648ANP	SC648ANPR		80 - 95	2900	10-48 Vac/dc	4 - 26	1.69 x 0.81	Screw Terms
Loud Sound Level- Slow Pulse Tone (0.5 - 2 pps)								
SC110NJ	SC110NJR	■	80 - 95	2900	30-120 Vac/dc	8 - 24	1.69 x 0.81	Screw Terms
SC250NJ	SC250NJR		80 - 90	2900	60-250 Vac/dc	6 - 24	1.69 x 0.81	Screw Terms
SC616NJ	SC616NJR	■	80 - 95	2900	6-16 Vdc	4 - 16	1.69 x 0.81	Screw Terms
SC628NJ	SC628NJR		80 - 90	2900	6-28 Vdc	6 - 22	1.69 x 0.81	Screw Terms
SC628ANJ	SC628ANJR	■	80 - 95	2900	6-28 Vac/dc	4 - 30	1.69 x 0.81	Screw Terms
SC648ANJ	SC648ANJR		80 - 95	2900	10-48 Vac/dc	4 - 26	1.69 x 0.81	Screw Terms
Medium Sound Level- Fast Pulse Tone (2 - 10 pps)								
SC110DP	SC110DPR	■	60 - 75	1900	30-120 Vac/dc	6 - 20	1.69 x 1.38	Screw Terms
SC110HP	SC110HPR		68 - 80	4500	30-120 Vac/dc	6 - 20	1.69 x 1.38	Screw Terms
SC110P	SC110PR	■	68 - 80	2900	30-120 Vac/dc	6 - 22	1.69 x 1.38	Screw Terms
SC250DP	SC250DPR		60 - 72	1900	60-250 Vac/dc	5 - 16	1.69 x 1.94	Screw Terms
SC250HP	SC250HPR		68 - 80	4500	60-250 Vac/dc	5 - 16	1.69 x 1.38	Screw Terms
SC250P	SC250PR	■	68 - 78	2900	60-250 Vac/dc	4 - 16	1.69 x 1.38	Screw Terms
SC616P	SC616PR		65 - 75	2900	6-16 Vdc	2 - 9	1.69 x 0.81	Screw Terms
SC616P-1	TBD		68 - 78	2900	6-16 Vdc	2 - 9	1.69 x 0.81	Flat Blade
SC628ADP	SC628ADPR		68 - 75	1900	6-28 Vac/dc	6 - 20	1.69 x 1.38	Screw Terms
SC628AHP	SC628AHPR		68 - 80	4500	6-28 Vac/dc	4 - 16	1.69 x 1.38	Screw Terms
SC628AP	SC628APR	■	68 - 80	2900	6-28 Vac/dc	4 - 16	1.69 x 1.38	Screw Terms
SC628DP	SC628DPR	■	60 - 75	1900	6-28 Vdc	6 - 16	1.69 x 0.81	Screw Terms
SC628HP	SC628HPR	■	68 - 80	4500	6-28 Vdc	4 - 16	1.69 x 0.81	Screw Terms
SC628P	SC628PR	■	68 - 80	2900	6-28 Vdc	6 - 26	1.69 x 0.81	Screw Terms

Non-RoHS Part No.	RoHS Part No.	UL	Min Sound Level dBa (2 ft)	Freq. (Hz)	Operating Voltage	Max Current (mA)	Size Dia x Len (in)	Termination Type
Medium Sound Level- Fast Pulse Tone (2- 10 pps) Con't								
SC648ADP	SC648ADPR		60 - 75	1900	10-48 Vac/dc	4 - 20	1.69 x 1.38	Screw Terms
SC648AP	SC648APR	■	60 - 75	2900	10-48 Vac/dc	6 - 21	1.69 x 1.38	Screw Terms
Medium Sound Level- Slow Pulse Tone (0.5 - 2 pps)								
SC110DJ	SC110DJR	■	60 - 75	1900	30-120 Vac/dc	6 - 20	1.69 x 1.38	Screw Terms
SC110HJ	SC110HJR		68 - 80	4500	30-120 Vac/dc	6 - 20	1.69 x 1.38	Screw Terms
SC110J	SC110JR	■	68 - 80	2900	30-120 Vac/dc	6 - 22	1.69 x 1.38	Screw Terms
SC250DJ	SC250DJR		60 - 72	1900	60-250 Vac/dc	5 - 16	1.69 x 1.94	Screw Terms
SC250HJ	SC250HJR		68 - 80	4500	60-250 Vac/dc	5 - 16	1.69 x 1.94	Screw Terms
SC250J	SC250JR	■	68 - 78	2900	60-250 Vac/dc	4 - 16	1.69 x 1.38	Screw Terms
SC616J	SC616JR		65 - 75	2900	6-16 Vdc	2 - 9	1.69 x 0.81	Screw Terms
SC616J-1	TBD		68 - 78	2900	6-16 Vdc	2 - 9	1.69 x 0.81	Flat Blade
SC628ADJ	SC628ADJR		68 - 75	1900	6-28 Vac/dc	6 - 20	1.69 x 1.94	Screw Terms
SC628AHJ	SC628AHJR		68 - 80	4500	6-28 Vac/dc	4 - 16	1.69 x 1.94	Screw Terms
SC628AJ	SC628AJR	■	68 - 80	2900	6-28 Vac/dc	4 - 16	1.69 x 1.38	Screw Terms
SC628DJ	SC628DJR	■	60 - 75	1900	6-28 Vdc	6 - 16	1.69 x 0.81	Screw Terms
SC628HJ	SC628HJR	■	68 - 80	4500	6-28 Vdc	4 - 16	1.69 x 0.81	Screw Terms
SC628J	SC628JR	■	68 - 80	2900	6-28 Vdc	6 - 26	1.69 x 0.81	Screw Terms
SC648ADJ	SC648ADJR		60 - 75	1900	10-48 Vac/dc	4 - 20	1.69 x 1.38	Screw Terms
SC648AJ	SC648AJR	■	60 - 75	2900	10-48 Vac/dc	6 - 21	1.69 x 1.38	Screw Terms
Soft Sound Level- Fast Pulse Tone (2 - 10 pps)								
SC110EP	SC110EPR		55 - 65	1900	30-120 Vac/dc	4 - 14	1.69 x 1.38	Screw Terms
SC110FP	SC110FPR		55 - 65	2900	30-120 Vac/dc	4 - 16	1.69 x 1.94	Screw Terms
SC250EP	SC250EPR		55 - 68	1900	60-250 Vac/dc	5 - 16	1.69 x 1.94	Screw Terms
SC250FP	SC250FPR		55 - 65	2900	60-250 Vac/ec	4 - 16	1.69 x 1.94	Screw Terms
SC628AEP	SC628AEPR		50 - 65	1900	6-28 Vac/dc	4 - 16	1.69 x 1.94	Screw Terms
SC628AFP	SC628AFPR		50 - 65	2900	6-28 Vac/dc	4 - 12	1.69 x 1.94	Screw Terms
SC628EP	SC628EPR		50 - 65	1900	6-28 Vdc	3 - 14	1.69 x 1.38	Screw Terms
SC628FP	SC628FPR		50 - 65	2900	6-28 Vdc	3 - 14	1.69 x 1.38	Screw Terms
Soft Sound Level- Slow Pulse Tone (0.5 - 2 pps)								
SC110EJ	SC110EJR		55 - 65	1900	30-120 Vac/dc	4 - 14	1.69 x 1.38	Screw Terms
SC110FJ	SC110FJR		55 - 65	2900	30-120 Vac/dc	4 - 16	1.69 x 1.94	Screw Terms
SC250EJ	SC250EJR		55 - 68	1900	60-250 Vac/dc	5 - 16	1.69 x 1.94	Screw Terms
SC250FJ	SC250FJR		55 - 65	2900	60-250 Vac/ec	4 - 16	1.69 x 1.94	Screw Terms
SC628AEJ	SC628AEJR		50 - 65	1900	6-28 Vac/dc	4 - 16	1.69 x 1.94	Screw Terms
SC628AFJ	SC628AFJR		50 - 65	2900	6-28 Vac/dc	4 - 12	1.69 x 1.94	Screw Terms
SC628EJ	SC628EJR		50 - 65	1900	6-28 Vdc	3 - 14	1.69 x 1.38	Screw Terms
SC628FJ	SC628FJR		50 - 65	2900	6-28 Vdc	3 - 14	1.69 x 1.38	Screw Terms

◆SC616NP-10: Pulse Rate 2 to 10 pps with 10 second shut-off

30 mm Panel Mount- Short Pulse Tone

Medium Sound Level- Short Pulse Tone (0.5 - 2 pps at 10% Duty Cycle)								
SC110K	SC110KR	■	68 - 80	2900	30-120 Vac/dc	6 - 22	1.69 x 1.38	Screw Terms
SC250K	TBD		68 - 80	2900	60-250 Vac/dc	5 - 18	1.69 x 1.94	Screw Terms
SC628K	SC628KR		68 - 80	2900	6-28 Vdc	6 - 23	1.69 x 1.38	Screw Terms
SC628AK	SC628AKR		68 - 80	2900	6-28 Vac/dc	4 - 16	1.69 x 1.94	Screw Terms
SC648AK	TBD		68 - 80	2900	10-48 Vac/dc	4 - 16	1.69 x 1.94	Screw Terms

Non-RoHS Part No.	RoHS Part No.	UL	Min Sound Level dBa (2 ft)	Freq. (Hz)	Operating Voltage	Max Current (mA)	Size Dia x Len (in)	Termination Type
Soft Sound Level- Short Pulse Tone (0.5 - 2 pps at 10% Duty Cycle)								
SC110FK	TBD		55 - 65	2900	30-120 Vac/dc	4 - 16	1.69 x 1.94	Screw Terms
SC250FK	TBD		52 - 65	2900	60-250 Vac/dc	4 - 16	1.69 x 1.94	Screw Terms
SC628FK	TBD		50 - 65	2900	6-28 Vdc	4 - 14	1.69 x 1.38	Screw Terms
SC628AFK	TBD		50 - 70	2900	6-28 Vac/dc	3 - 14	1.69 x 1.94	Screw Terms

30 mm Panel Mount- Dual Tone

Loud Sound Level- Continuous or Fast Pulse (2 - 10 pps)								
SC616NPU	TBD		80 - 90	2900	6-16 Vdc	6 - 26	1.69 x 1.38	Screw Terms
Medium Sound Level- Continuous or Fast Pulse (2 - 10 pps)								
SC616PU	TBD		68 - 78	2900	6-16 Vdc	3 - 12	1.69 x 0.81	Screw Terms
◆SC616PU-1	TBD		68 - 80	2900	6-16 Vdc	2 - 12	1.69 x 0.81	Screw Terms
Medium Sound Level- Continuous or Slow Pulse (2 - 10 pps)								
SC616JU	TBD		68 - 78	2900	6-16 Vdc	3 - 12	1.69 x 0.81	Screw Terms
◆SC616JU-1	TBD		68 - 80	2900	6-16 Vdc	2 - 12	1.69 x 0.81	Screw Terms
◆SC628JU-1	TBD		68 - 80	2900	6-28 Vdc	3 - 25	1.69 x 0.81	Screw Terms

◆Has two negative hook-ups.

30 mm Panel Mount- Warble Tone

Single Package- Medium Sound Level- Slow Warble (1.5 pps typical)								
SC110JW	SC110JWR		68 - 80	2300	30-120 Vac/dc	6 - 26	1.69 x 0.81	Screw Terms
SC616JW	TBD		68 - 80	2300	6-16 Vdc	6 - 26	1.69 x 0.81	Screw Terms
SC630JW	SC630JWR		68 - 80	2300	6-30 Vdc	6 - 35	1.69 x 0.81	Screw Terms
Double Package (Must Use A Second Alarm)								
Medium Sound Level- Fast Warble (2 - 10 pps); Use SC628D or SC628H with SC628W or SC628JW								
SC628W	SC628WR		68 - 80	2900	6-28 Vdc	4 - 20	1.69 x 1.38	Screw Terms
Medium Sound Level- Slow Warble (0.5 - 2 pps)								
SC628JW	SC628JWR		68 - 80	2900	6-28 Vdc	4 - 20	1.69 x 1.38	Screw Terms
Soft Sound Level- Fast Warble (2 - 10 pps); Use SC628E with SC628FW or SC628FJW								
SC628FW	TBD		55 - 70	2900	6-28 Vdc	2 - 8	1.69 x 1.38	Screw Terms
Soft Sound Level- Slow Warble (0.5 - 2 pps)								
SC628FJW	TBD		55 - 70	2900	6-28 Vdc	2 - 8	1.69 x 1.38	Screw Terms

30 mm Panel Mount- Chime Tone

Loud Sound Level- Chime Tone (0.3 - 2 pps)								
SC616CPN	SC616CPNR	■	76 - 86	2900	6-16 Vdc	6 - 23	1.69 x 1.38	Screw Terms
SC628CPN	SC628CPNR		76 - 86	2900	6-28 Vdc	6 - 16	1.69 x 0.81	Screw Terms
SC648CPN	SC648CPNR		70 - 86	2900	10-48 Vdc	6 - 16	1.69 x 1.38	Screw Terms
Medium Sound Level- Chime Tone (0.3 - 2 pps)								
SC110CP	TBD	■	68 - 78	2900	30-120 Vac/dc	6 - 22	1.69 x 1.94	Screw Terms
SC616CP	SC616CPR	■	68 - 78	2900	6-16 Vdc	6 - 23	1.69 x 1.38	Screw Terms

30 mm Panel Mount- Chirp Tone (Quick Pulse)

Medium Sound Level- Chirp Tone (20 - 60 pps)								
◆SC110Q	N/A	■	68 - 80	2900	30-120 Vac	6 - 22	1.69 x 0.81	Screw Terms
SC616Q	N/A		68 - 78	2900	6-16 Vdc	3 - 12	1.69 x 0.81	Screw Terms

◆AC Voltage Only

30 mm Panel Mount- Siren Tone

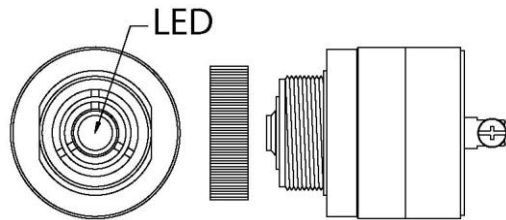
Non-RoHS Part No.	RoHS Part No.	UL	Min Sound Level dBa (2 ft)	Freq. (Hz)	Operating Voltage	Max Current (mA)	Size Dia x Len (in)	Termination Type
SC648S	N/A	■	80 - 90	2400	10-48 Vdc	38 - 80	1.69 x 1.38	Screw Terms

30 mm Panel Mount- Multi-Tone

Soft to Medium Sound Level (SC616WY = 3 tones; SC616WXY = 5 tones)								
Non-RoHS Part No.	RoHS Part No.	UL	Min Sound Level dBa (2 ft)	Freq. (Hz)	Operating Voltage	Max Current (mA)	Size Dia x Len (in)	Termination Type
SC616WY	SC616WYR		60 - 72	2300	6-16 Vdc	6 - 27	1.69 x 1.38	Screw Terms
SC616WXY	SC616WXYR		60 - 72	2300	6-16 Vdc	6 - 27	1.69 x 1.38	Screw Terms

30 mm Panel Mount- Pedestrian Cross Walk

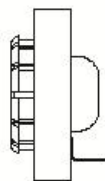
VSB110-1: Cuckoo Sound (North-South); VSB110-2: Chirp Sound (East-West)								
Non-RoHS Part No.	RoHS Part No.	UL	Min Sound Level dBa (2 ft)	Freq. (Hz)	Operating Voltage	Max Current (mA)	Size Dia x Len (in)	Termination Type
VSB110-1	N/A		80	1000	120 Vac Only	80	1.69 x 3.0	Screw Terms
VSB110-2	N/A		80	2000	120 Vac Only	80	1.69 x 3.0	Screw Terms



LED Screw Neck Panel Mount

LED 30 mm Panel Mount- Continuous Tone

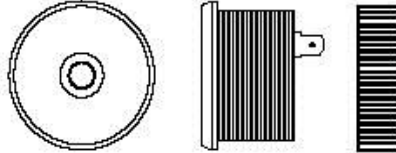
Non-RoHS Part No.	RoHS Part No.	UL	Min Sound Level dBa (2 ft)	Freq. (Hz)	Operating Voltage	Max Current (mA)	Size Dia x Len (in)	Termination Type
Medium Sound Level- Blinking LED + Continuous Tone								
LSC616	N/A		68 - 80	2900	6-16 Vdc	45 - 67	1.69 x 0.81	Screw Terms
Loud Sound Level- Blinking LED + Continuous Tone								
LSC616N	N/A		80 - 95	2900	6-16 Vdc	40 - 60	1.69 x 0.81	Screw Terms
LSC110N	N/A		85 - 97	2900	30-120 Vac/dc	43 - 63	1.69 x 1.38	Screw Terms
LSC250N	N/A		82 - 90	2900	60-250 Vac/dc	42 - 61	1.69 x 1.38	Screw Terms
LSC628AN	N/A		85 - 95	2900	6-28 Vac/dc	42 - 65	1.69 x 1.38	Screw Terms



Snap-in Panel Mount

Snap-in Panel Mount- Continuous Tone

Non-RoHS Part No.	RoHS Part No.	UL	Min Sound Level dBa (2 ft)	Freq. (Hz)	Operating Voltage	Max Current (mA)	Size Dia x Len (in)	Termination Type
SNP2	SNP2R		55 - 68	2900	1-5 Vdc	3 - 12	1.66 x 0.84	1/8" Terms
SNP428	SNP428R	■	64 - 76	2900	4-28 Vdc	3 - 16	1.66 x 0.84	1/8" Terms
SNP428F	SNP428FR		52 - 68	2900	4-28 Vdc	0.5 - 3	1.66 x 0.84	1/8" Terms



Tamper-Proof Panel Mount

Tamper-Proof Panel Mount- Continuous Tone

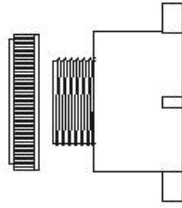
RoHS Part No.	Sound Level @ 12Vdc @ 1 ft (30 cm)	Freq. (Hz)	Operating Voltage	Current @ 12 Vdc (mA)	Size Dia x Len (mm)	Termination Type
PK-27A35ERQ	95	3500	3-24 Vdc	15	37 x 24	Screw Terms
PK-27A35EPQ	95	3500	3-24 Vdc	15	37 x 24	Flat Blades
PK-27N35ERQ	90	3500	3-28 Vdc	15	37 x 24	Screw Terms
PK-27N35EPQ	90	3500	3-28 Vdc	15	37 x 24	Flat Blades

Tamper-Proof Panel Mount- Fast & Slow Pulse Tone

Past Pulse Tone (3 pps)						
PF-27A35ERQ	95	3500	3-24 Vdc	15	37 x 24	Screw Terms
PF-27A35EPQ	95	3500	3-24 Vdc	15	37 x 24	Flat Blades
PF-27N35ERQ	90	3500	3-28 Vdc	15	37 x 24	Screw Terms
PF-27N35EPQ	90	3500	3-28 Vdc	15	37 x 24	Flat Blades
Slow Pulse Tone (1.2 pps)						
PL-27A35ERQ	95	3500	3-24 Vdc	15	37 x 24	Screw Terms
PL-27A35EPQ	95	3500	3-24 Vdc	15	37 x 24	Flat Blades
PL-27N35ERQ	90	3500	3-28 Vdc	15	37 x 24	Screw Terms
PL-27N35EPQ	90	3500	3-28 Vdc	15	37 x 24	Flat Blades

Tamper-Proof Panel Mount- Dual Tone

Continuous or Fast Pulse (3 pps)						
PFD-27A35ERQ	95	3500	3-24 Vdc	15	37 x 24	Screw Terms
PFD-27A35EPQ	95	3500	3-24 Vdc	15	37 x 24	Flat Blades
PFD-27N35ERQ	90	3500	3-28 Vdc	15	37 x 24	Screw Terms
PFD-27N35EPQ	90	3500	3-28 Vdc	15	37 x 24	Flat Blades
Continuous or Slow Pulse (1.2 pps)						
PLD-27A35ERQ	95	3500	3-24 Vdc	15	37 x 24	Screw Terms
PLD-27A35EPQ	95	3500	3-24 Vdc	15	37 x 24	Flat Blades
PLD-27N35ERQ	90	3500	3-28 Vdc	15	37 x 24	Screw Terms
PLD-27N35EPQ	90	3500	3-28 Vdc	15	37 x 24	Flat Blades



22mm Screw Neck Panel/Flange Mount

22mm Screw Neck/Flange- Continuous Tone

RoHS Part No.	Sound Level @ 12Vdc @ 1 ft (30 cm)	Freq. (Hz)	Operating Voltage	Current @ 12 Vdc (mA)	Size Dia x Len (mm)	Termination Type
PK-20A35EWQ	95	3500	3-24 Vdc	10	28 x 25	Wires

22mm Screw Neck/Flange- Fast & Slow Pulse Tone

Fast Pulse Tone (3 pps)						
PF-20A35EWQ	95	3500	3-24 Vdc	10	28 x 25	Wires
Slow Pulse Tone (1.2 pps)						
PL-20A35EWQ	95	3500	3-24 Vdc	10	28 x 25	Wires

22mm Screw Neck/Flange- Dual Tone

Continuous or Fast Pulse (3 pps)						
PFD-20A35EWQ	95	3500	3-24 Vdc	10	28 x 25	Wires
Continuous or Slow Pulse (1.2 pps)						
PLD-20A35EWQ	95	3500	5-24 Vdc	10	28 x 25	Wires

Call 317-612-1000 or Visit www.mallory-sonalert.com for More Details